



Easy wash rice-cooking pot

# RICE NET

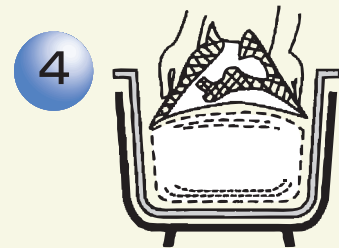

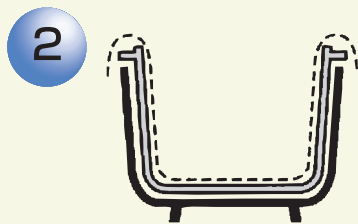
ごはんネット

<Food Sanitation Act Approved>

Saving time to wash a rice pot and water charge!

## < USAGE >

- 1 Wash the net with cold or warm water before use.
- 2 Spread a net in a rice pot.
- 3 Put rice and water on a spread net and cross the surplus net parts on the top then cook.
- 4 Move the cooked rice with holding net corner to rice jar.
- 5 Wash a net per using it.



## < FEATURES >

The rice will not stuck to the pot and easy to wash it. The time and labor are able to be reduced. Also this saves waste of rice and water and economical.

## < SPECIFICATION >

| Description                | L                      |
|----------------------------|------------------------|
| Size                       | 95cm×95cm              |
| Material                   | Polyester100%          |
| Heat Resistant Temperature | 220℃                   |
| Capacity                   | approx. 5400 ~ 9000 cc |